



MAKE YOUR OWN MANDALA

BY FLORE

SUGGESTED AGE: 7+

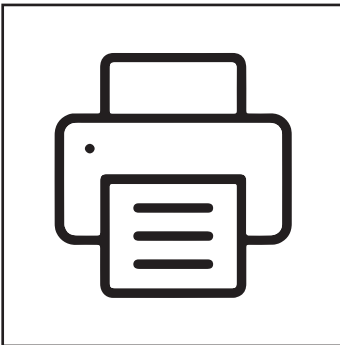
ADULT GUIDANCE REQUIRED: no

Follow the provided patterns to create a beautiful mandala.




YOU WILL NEED:

- THIS PRINT OUT
- BLACK MARKER/PEN
- COLOURED PENS




STEP 1

Print out the second page of this PDF.




STEP 2

Follow the provided patterns and copy them in the rest of the circle using a black pen or marker.



STEP 3

Once you have finished drawing in the patterns, you can colour in the spaces between the black lines.



The result

Here is a little help to visualise the result.

